



Model	Voltage	Hz	HP	kW	SCFM	Pressure		Vacuum		Noise Level	Net Weight	
						mbar	"H2O	mbar	"H2O		kg	lbs
RB64-805-3	3	60	8.5	6.3	340	220	88	200	80	79 db(A)	72	159
		50		5.5	290	220	88	200	80	75 db(A)	72	159
RB64-1105-3	3	60	11.5	8.5	340	270	102	260	108	79 db(A)	77	170
		50		7.5	290	270	108	245	98	75 db(A)	77	170

*Refer to curves below for detailed performance data. Data subject to change without notice. Actual performance may vary by ±10%.

STANDARD FEATURES

- Housing - Aluminum
- Impeller - Aluminum, dynamically balanced
- Direct drive impeller
- Shock absorbing mounting base
- Quiet operation - below OSHA limits
- Inlet & outlet silencers included
- Motor shaft seal standard
- IP 54 TEFC 2 pole squirrel cage ac motor
- 40 Deg C ambient
- Class H insulation 1.15 service factor
- Performance tested ANSI/AMCA210-85
- Voltage Code
 - 1 = 1/60/50/115/230
 - 2 = 1/60/50/230
 - 3 = 3/60/208-230/460 3/50/220/380

3/60/208-230/460 & 3/50/220/380
 RB64-805-3 replaces HB-6455
 RB64-1105-3 replaces HB-6475



ACCESSORIES

Note: To obtain warranty coverage on the blower a relief valve and filter are required.

Pressure Relief Valve RV-02 for pressures of 110 to 236"H2O
 Pressure Relief Valve RVA-02 for pressures of 110 to 236"H2O

Vacuum Relief Valve RV-02 for vacuums of 110 to 236"H2O
 Vacuum Relief Valve RVA-02 for vacuums of 110 to 236"H2O

Pressure Intake Air Filter F230P-200
 Vacuum Air Filter CSL-851-200HC

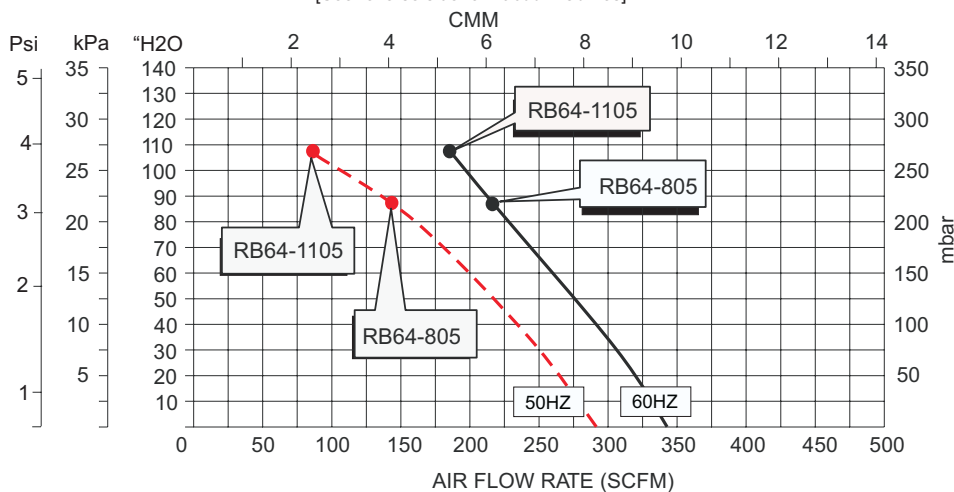
TECHNICAL DATA

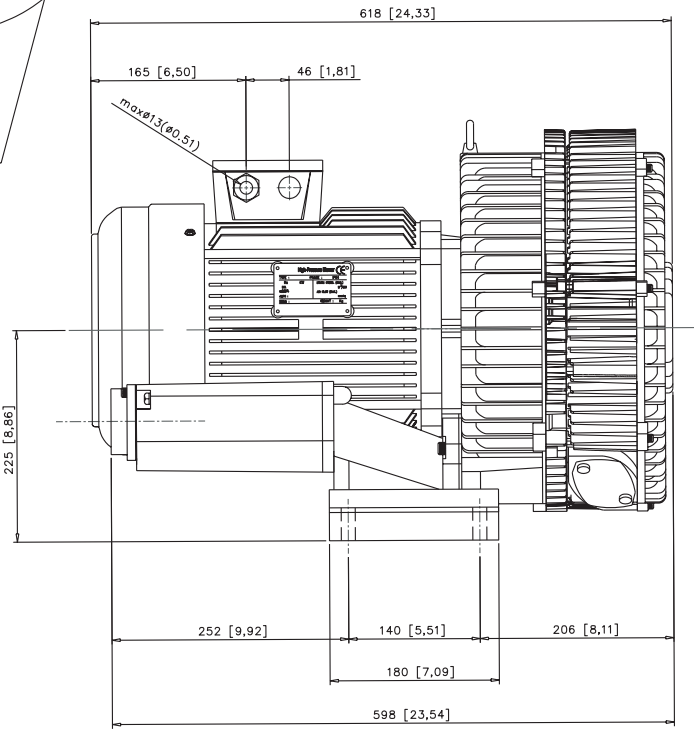
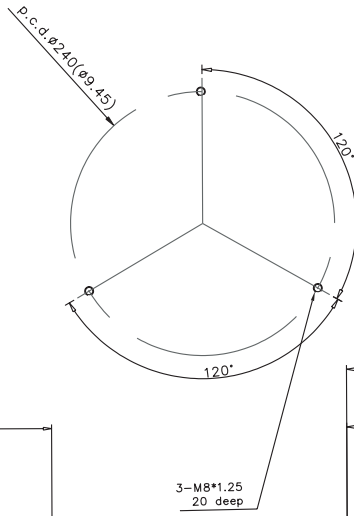
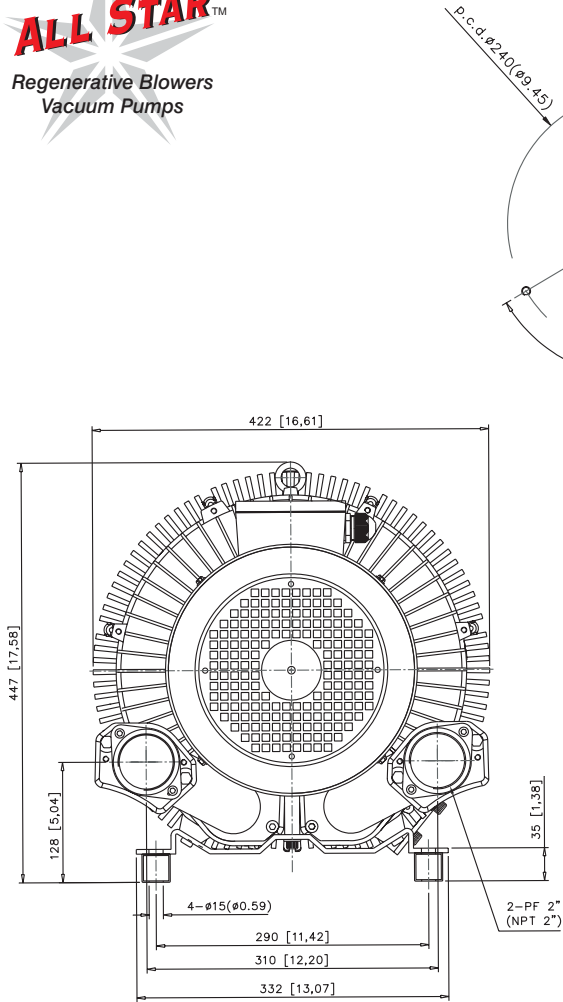
- [Available online www.all-star-usa.com]
- Performance Temperature Rise Curves
 - AutoCad files
 - Parts List
 - Full load amperage



RoHS Compliant

PRESSURE DATA CURVES ±10%
 [See reverse side for Vacuum Curves]





VACUUM DATA CURVES

